

# Camden GP practices

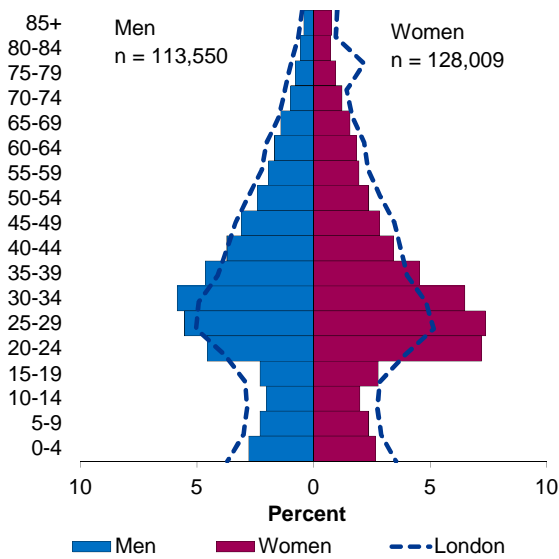
## Demographics profile

May 2013

The profile brings together key demographic data at Camden practice level to help compare the characteristics of each practice population. It accompanies the **Practice Profiles**, which provide individual practice-level data. Unless stated otherwise, all data are from Camden's GP Public Health dataset, 2012.

## Age and Gender

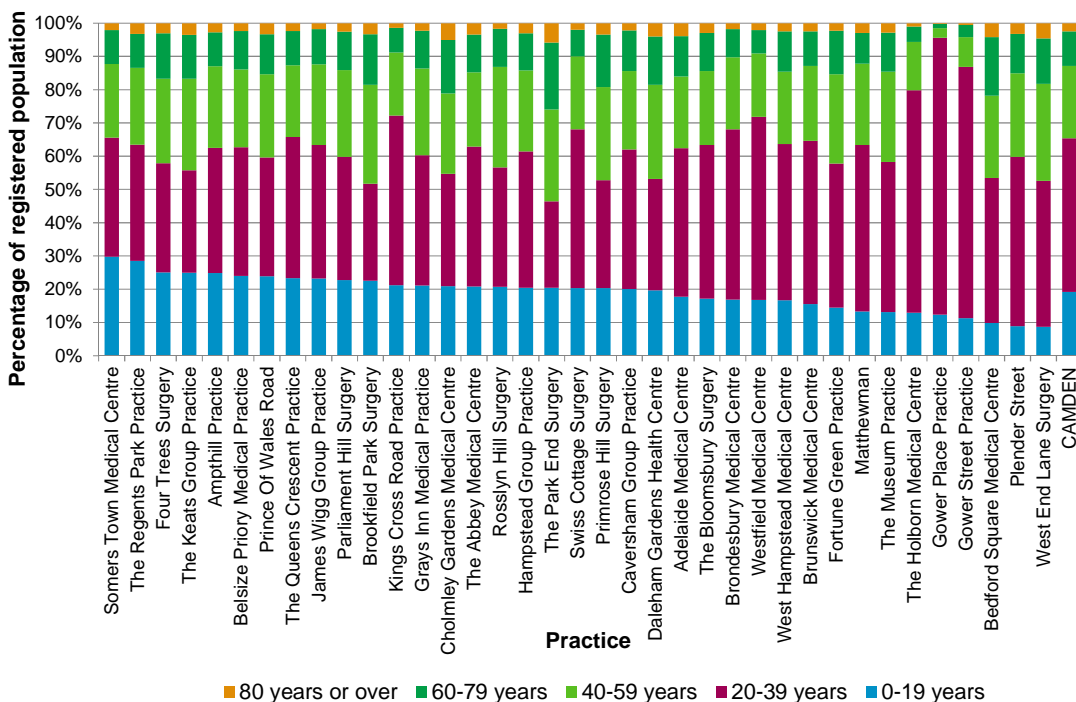
Camden registered population pyramid <sup>2012</sup>



Age group	Men		Women		Persons	
	No.	%	No.	%	No.	%
0-4	6,735	2.8%	6,391	2.6%	13,126	5.4%
5-9	5,562	2.3%	5,696	2.4%	11,258	4.7%
10-14	4,864	2.0%	4,787	2.0%	9,651	4.0%
15-19	5,555	2.3%	6,699	2.8%	12,254	5.1%
20-24	11,037	4.6%	17,421	7.2%	28,458	11.8%
25-29	13,400	5.5%	17,822	7.4%	31,222	12.9%
30-34	14,137	5.9%	15,650	6.5%	29,787	12.3%
35-39	11,216	4.6%	10,969	4.5%	22,185	9.2%
40-44	8,978	3.7%	8,301	3.4%	17,279	7.2%
45-49	7,487	3.1%	6,842	2.8%	14,329	5.9%
50-54	5,803	2.4%	5,704	2.4%	11,507	4.8%
55-59	4,661	1.9%	4,676	1.9%	9,337	3.9%
60-64	4,040	1.7%	4,427	1.8%	8,467	3.5%
65-69	3,400	1.4%	3,771	1.6%	7,171	3.0%
70-74	2,379	1.0%	2,922	1.2%	5,301	2.2%
75-79	1,900	0.8%	2,278	0.9%	4,178	1.7%
80-84	1,371	0.6%	1,766	0.7%	3,137	1.3%
85+	1,025	0.4%	1,887	0.8%	2,912	1.2%
<b>Total</b>	<b>113,550</b>	<b>47%</b>	<b>128,009</b>	<b>53%</b>	<b>241,559</b>	<b>100%</b>

Source: Camden's GP PH dataset, 2012; ONS mid-2011 Census data, 2012

Camden registered population by age <sup>2012</sup>



**30%**  
Somers Town Medical Centre has the highest percentage of people under 20 years old.

**6%**  
The Park End Surgery has the highest percentage of people aged 80+.

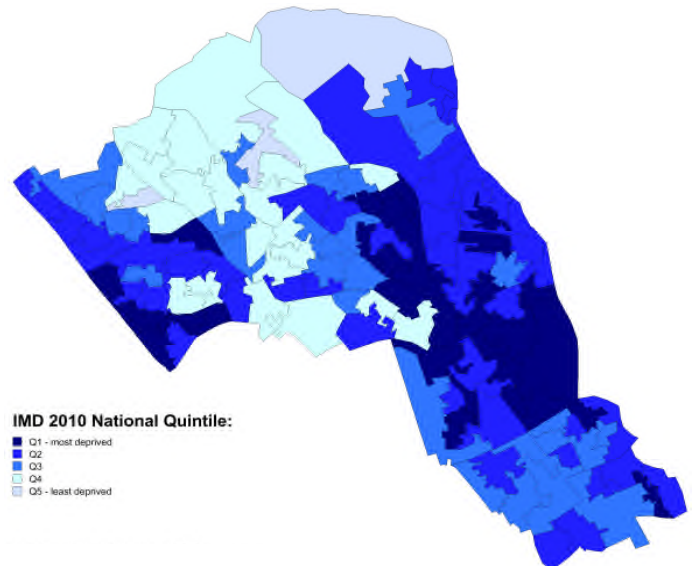

Due to technical problems with the data, the counts of people in this profile will vary slightly from the figures obtained in the final GP PH dataset used for outputs released after June 2013. Differences are minimal, at between 1 and 5 people per practice.

# Deprivation

Camden is the 15th most deprived borough in London and the 74th most deprived borough in England. Residents were allocated to a deprivation quintile based on which LSOA (areas of about 1,500 people) they live in. In Camden, residents with very different lifestyles and incomes live side-by-side. This should be borne in mind when interpreting these data as this level of local detail is lost when aggregating residents into larger geographical units.

Local deprivation quintile by LSOA<sup>2011</sup>

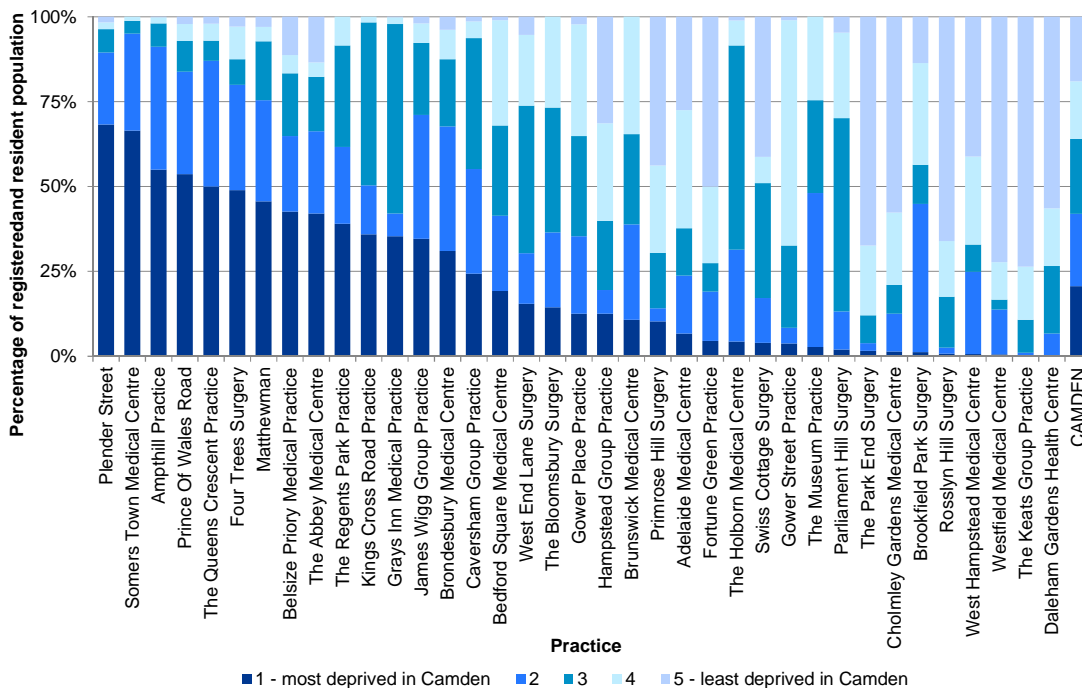
National deprivation quintile by LSOA<sup>2011</sup>



**24%**  
of Camden residents live within the **20% most deprived areas** of England.

Source: Department for Communities, 2010

Local deprivation quintile breakdown of registered and resident population<sup>2012</sup>



**68%**

**Plender Street** has the highest percentage of people that live in the **most** deprived LSOAs in Camden, where data is available.

**74%**

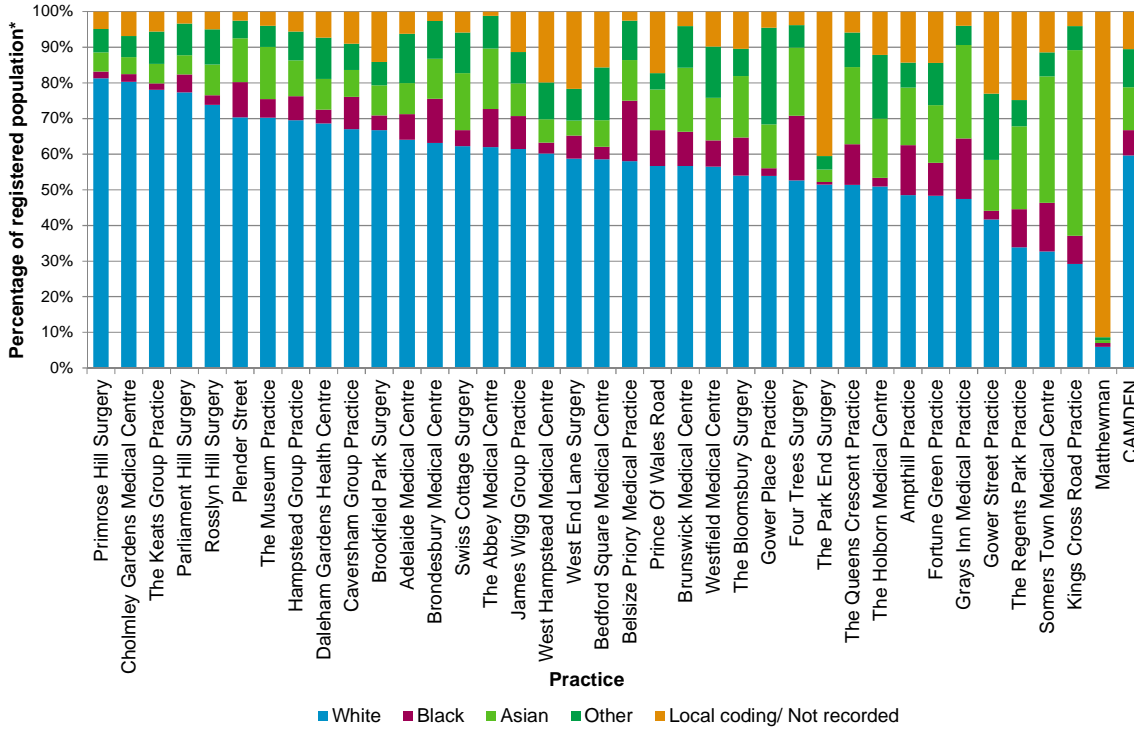
**The Keats Group Practice** has the highest percentage of people that live in the **least** deprived LSOAs in Camden, where data is available.

Source: Camden's GP Public Health dataset, 2012; Indices of Deprivation 2010, Department for Communities and Local Government

# Ethnicity

Data on ethnicity could be extracted for 89% of the registered population. The majority of Camden's registered population is White (67% of those with ethnicity data available).<sup>2012</sup>

## Ethnic breakdown of registered population<sup>2012</sup>



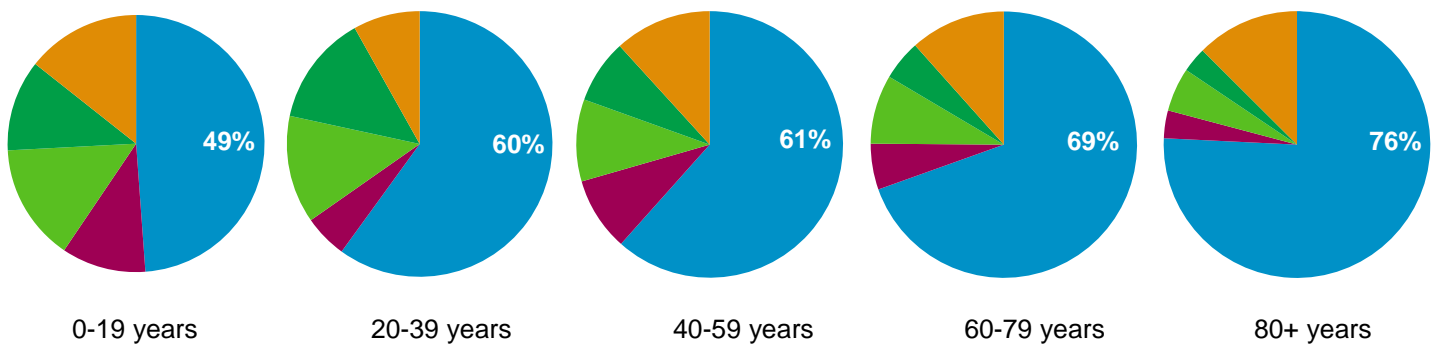
**70%**

of patients, with data available, registered at **Kings Cross Road Practice** classify themselves as BME. This is the highest in Camden.

**13%**

**The Park End Surgery** has the lowest percentage of registered patients who classify themselves as BME, where data is available.

## Ethnic breakdown of registered population\* by age group<sup>2012</sup>



**14%**

of people aged 0-19 years old have unknown or locally coded ethnicity; the highest of all age groups.

**76%**

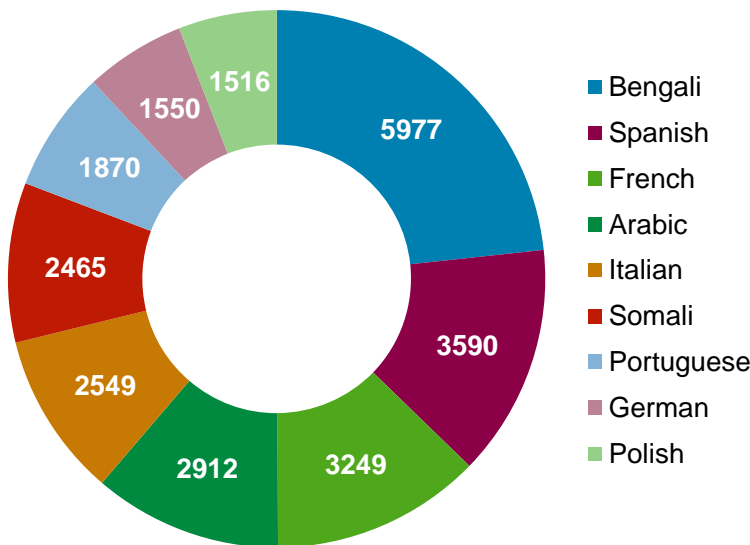
of people aged 80+ are white compared to 49% of 0-19 year olds.

# Language

Understanding more about the language spoken in Camden will help with service planning and provision. Language data was extracted for 79% of Camden's registered population. Where available, about 24% (39,293) of the population do not speak English as a first language.

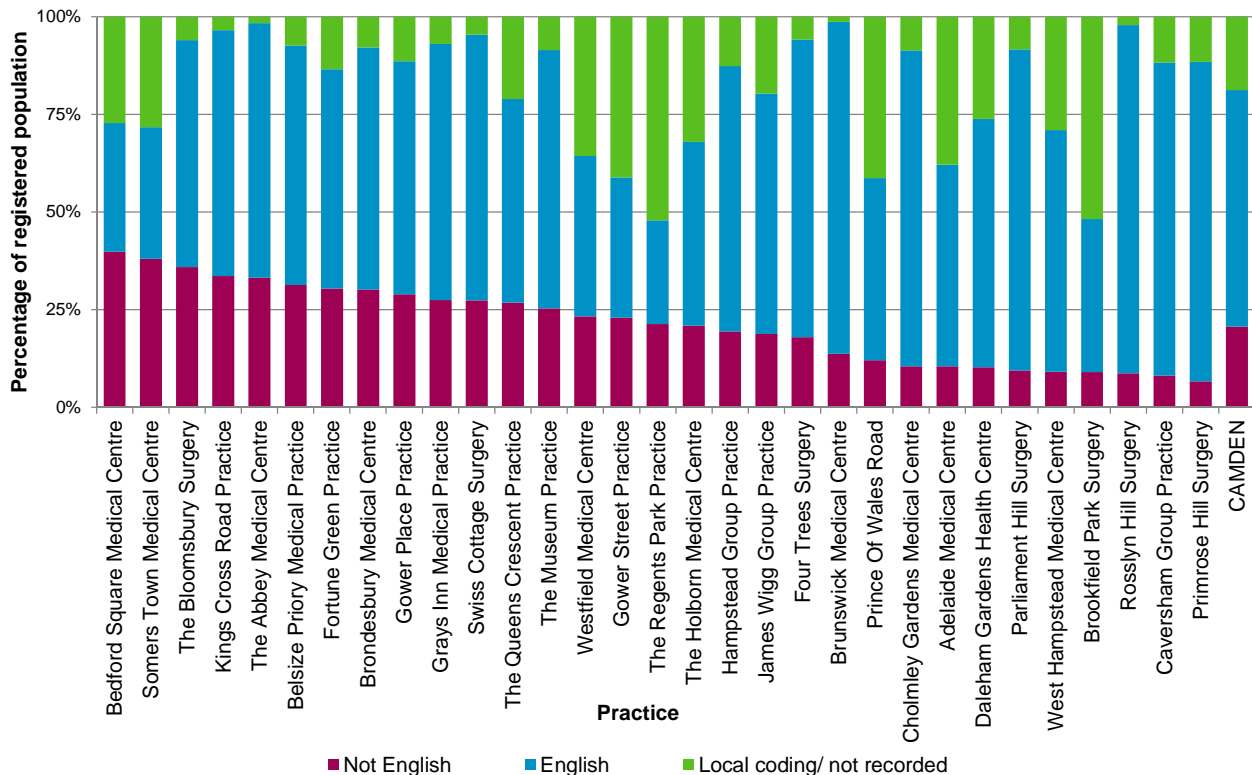
<p><b>76%</b></p> <p>of the registered population with language data available stated English as their only or main language.</p>	<p><b>8%</b></p> <p>of patients registered at <b>Caversham Group Practice</b> with language data available do not have English as their main language spoken. This is the lowest proportion in Camden.</p>	<p><b>54%</b></p> <p>of patients registered at <b>Bedford Square Medical Centre</b> do not have English as their main language spoken, where language data is available. This is the highest proportion in Camden.</p>
---	--	--

**Top 10 first spoken language of registered population, excluding English** <sup>2012</sup>



**3%** of Camden's registered population speak Bengali, the most commonly spoken language, after English, where language data is available.

**First language spoken of registered population** <sup>2012</sup>

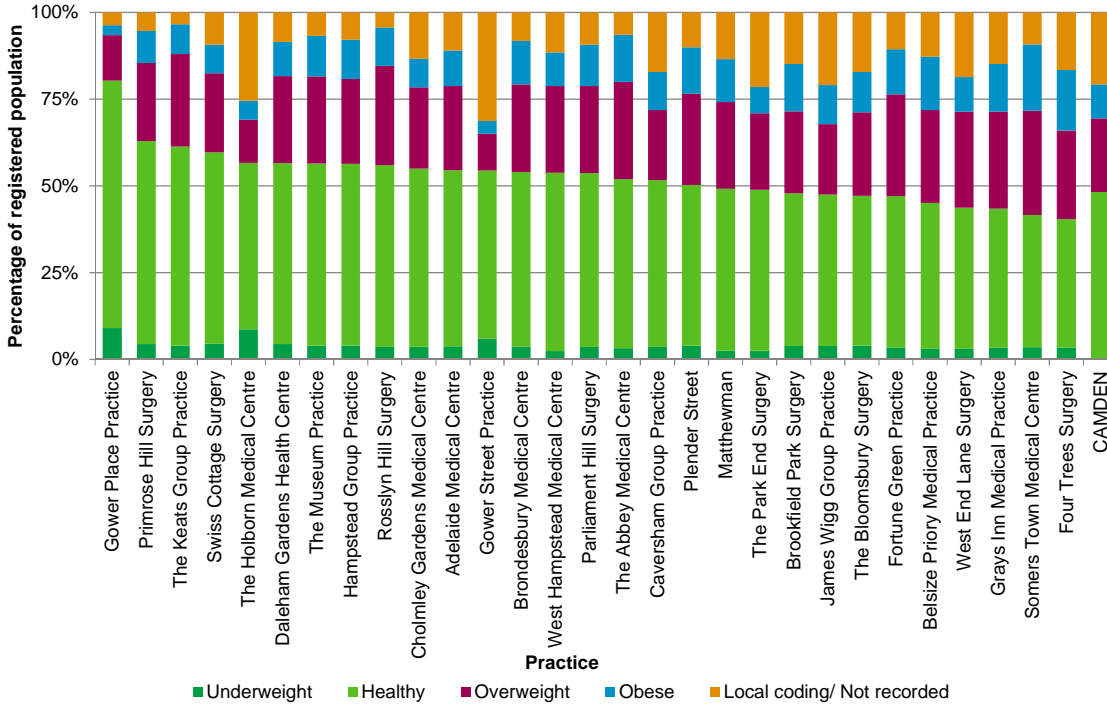


Note: Six practices were excluded due to problems with data extraction.

# Risk factors

Smoking status is available for 95% of the registered population (age 16+). BMI is available for 80% of the registered population (age 18+). 39% of Camden's registered population are current or ex-smokers and 37% are overweight or obese (where data is available).

## BMI of registered population (ever recorded), age 18+ <sup>2012</sup>

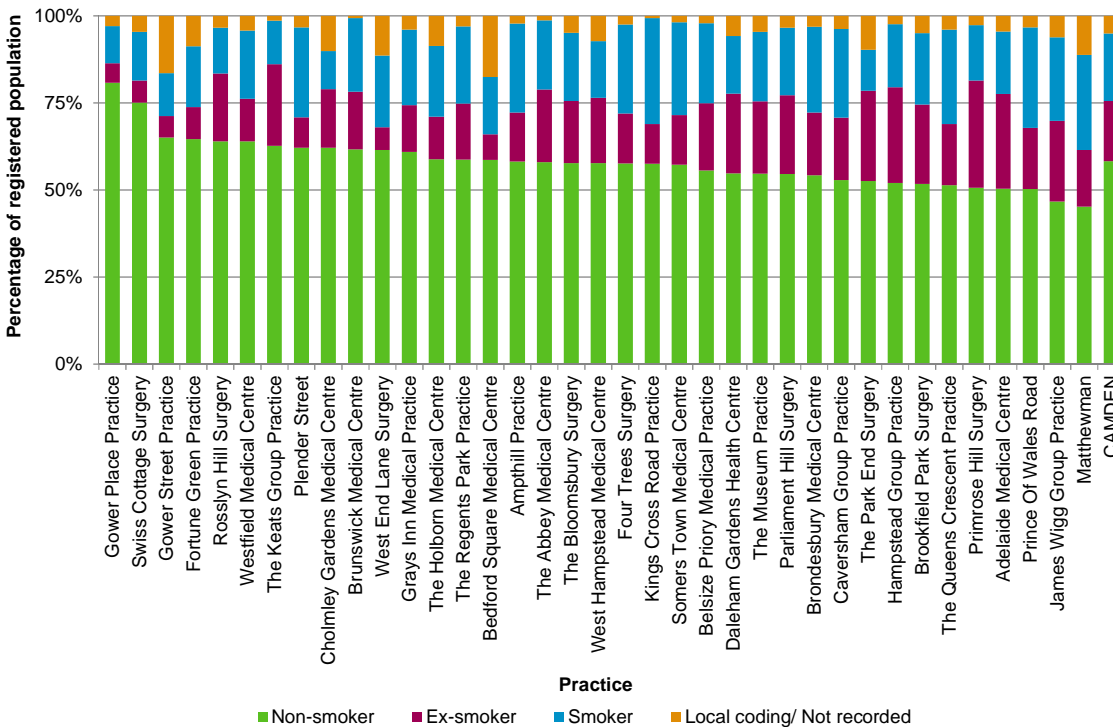


**21%**  
**Somers Town Medical Centre** has the highest percentages of **obese** patients, where data is available.

**74%**  
**Gower Place Practice** has the highest percentages of patients with a **healthy weight**, where data is available.

Note: Four practices excluded due to technical constraints prohibiting the extraction of BMI values.

## Smoking status of registered population (ever recorded), age 16+ <sup>2012</sup>



**31%**  
**Matthewman** has the highest percentage of **smokers**, where data is available.

**83%**  
**Gower Place Practice** has the highest percentages of **non-smokers**, where data is available.

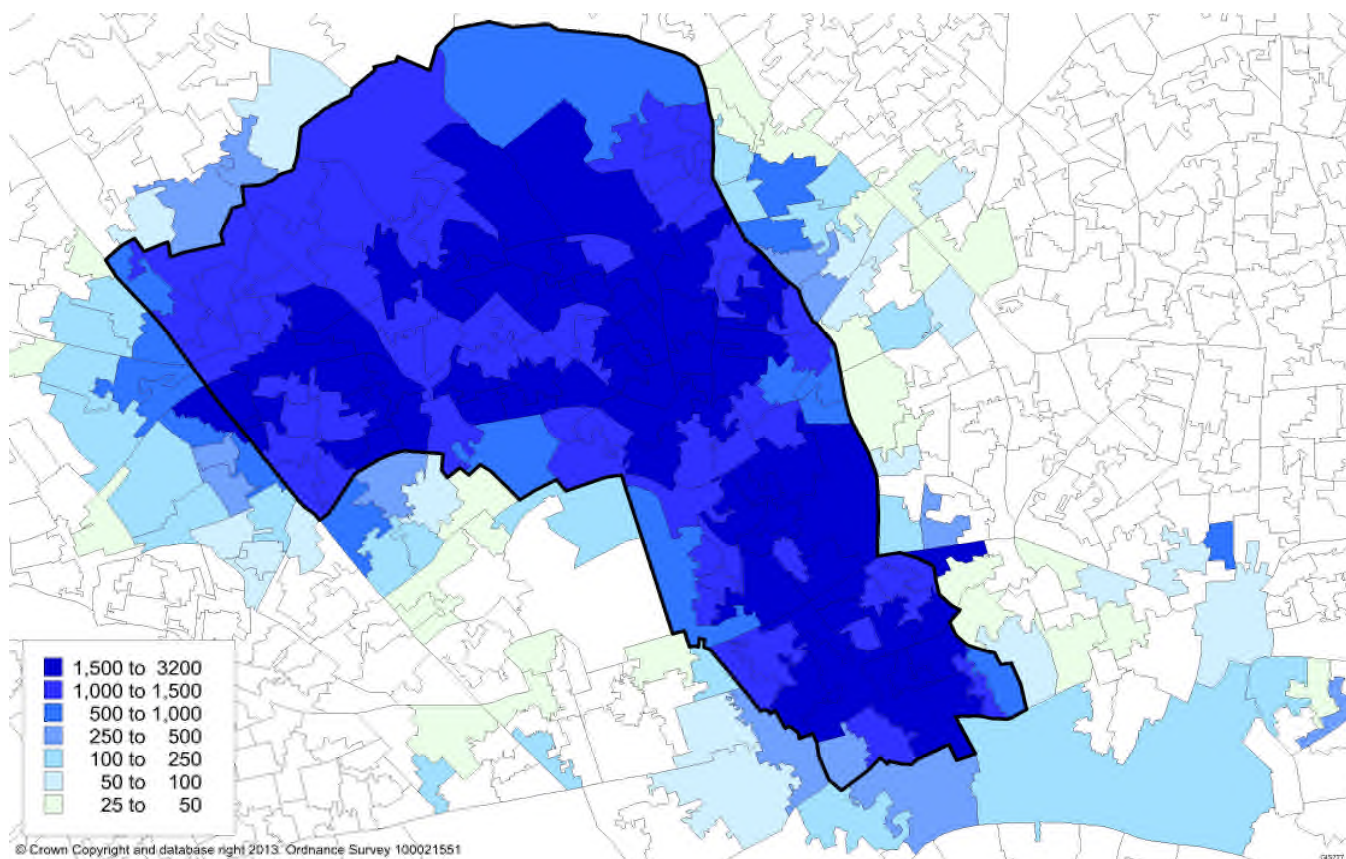
**32%**  
**Primrose Hill Surgery** has the highest percentage of **ex-smokers**, where data is available.



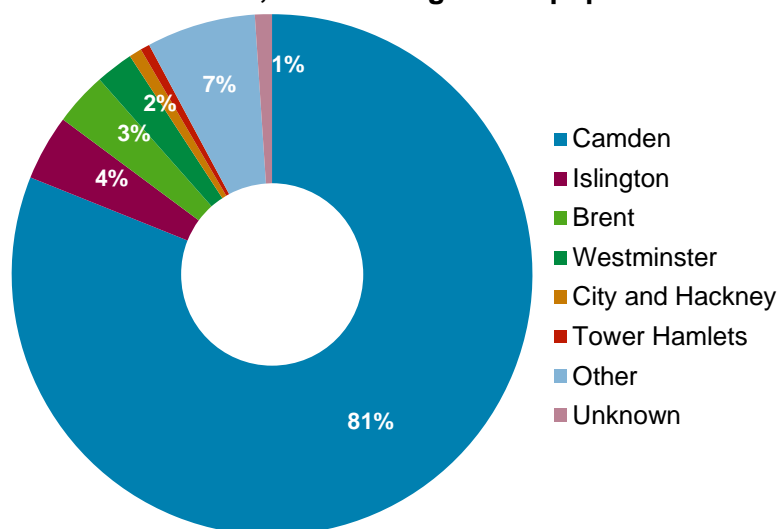
# Place of residence

Place of residence could be extracted for 99% of the registered population and the majority (81%) of Camden's patients live in Camden.

## Number of patients registered in Camden per LSOA of residence <sup>2012</sup>



## Place of residence, Camden registered population <sup>2012</sup>



**18%**  
of Camden's registered population live outside the borough.

**4%**  
**Islington** has the most patients registered in Camden, after Camden, where data is recorded.

## FURTHER INFORMATION & FEEDBACK

This profile has been created by Islington and Camden's Public Health Intelligence Team.

Email: [publichealth.intelligence@islington.gov.uk](mailto:publichealth.intelligence@islington.gov.uk) Tel: 020 7527 1120

We welcome your comments on these profiles and how they could better suit your requirements, so please do contact us with your ideas. More detailed data is available on request.